


STANDARD -- Overall Stage Results
III Jesień w Bańgowie - PISTOLET DYNAMICZNY
Printed październik 3, 2010 at 16:03



Stage 1 --

| | PTS | TIME | HIT FACTOR | STAGE POINTS | STAGE PERCENT | COMPETITOR # Name |
|---|-----|-------|---------------|-----------------|------------------|--------------------------|
| 1 | 31 | 11,17 | 2,7753 | 35,0000 | 100,00 | 27 Barwicki, Karol |
| 2 | 26 | 12,89 | 2,0171 | 25,4378 | 72,68 | 28 Świerczek, Zbigniew |
| 3 | 24 | 14,70 | 1,6327 | 20,5899 | 58,83 | 11 Gałązka, Marcin |
| 4 | 16 | 18,40 | 0,8696 | 10,9663 | 31,33 | 25 Gawłowski, Michał |
| 5 | 23 | 37,68 | 0,6104 | 7,6980 | 21,99 | 10 Pawlik, Celina |
| 6 | 0 | 16,43 | 0,0000 | 0,0000 | 0,00 | 22 Znojkiwicz, Sebastian |
| 7 | 0 | 15,75 | 0,0000 | 0,0000 | 0,00 | 12 Lapczyk, Rafał |
| 8 | 0 | 36,02 | 0,0000 | 0,0000 | 0,00 | 14 Schuppik, Dariusz |
| 9 | 0 | 13,76 | 0,0000 | 0,0000 | 0,00 | 26 Sanecznik, Krzysztof |


PRODUCTION -- Overall Stage Results
III Jesień w Bańgowie - PISTOLET DYNAMICZNY
Printed październik 3, 2010 at 16:03



Stage 1 --

| | PTS | TIME | HIT FACTOR | STAGE POINTS | STAGE PERCENT | COMPETITOR # Name |
|----|-----|-------|---------------|-----------------|------------------|-------------------------|
| 1 | 29 | 8,78 | 3,3030 | 35,0000 | 100,00 | 19 Sokołowski, Leszek |
| 2 | 27 | 14,44 | 1,8698 | 19,8135 | 56,61 | 17 Krzyżaniak, Roman |
| 3 | 27 | 15,98 | 1,6896 | 17,9041 | 51,15 | 15 Dziubany, Andrzej |
| 4 | 21 | 14,14 | 1,4851 | 15,7375 | 44,96 | 5 Szymonik, Bartosz |
| 5 | 29 | 20,70 | 1,4010 | 14,8454 | 42,42 | 13 Wrześniowski, Marcin |
| 6 | 25 | 18,19 | 1,3744 | 14,5637 | 41,61 | 20 Kałuża, Mirosław |
| 7 | 16 | 12,18 | 1,3136 | 13,9199 | 39,77 | 8 Mizuro, Maciej |
| 8 | 29 | 22,49 | 1,2895 | 13,6639 | 39,04 | 2 Kaletka, Grzegorz |
| 9 | 15 | 11,86 | 1,2648 | 13,4020 | 38,29 | 18 Bazała, Marcin |
| 10 | 12 | 10,12 | 1,1858 | 12,5651 | 35,90 | 29 Głowacki, Mariusz |
| 11 | 12 | 11,01 | 1,0899 | 11,5494 | 33,00 | 21 Siuda, Krzysztof |
| 12 | 19 | 20,40 | 0,9314 | 9,8693 | 28,20 | 7 Łozińska, Aniela |
| 13 | 23 | 27,40 | 0,8394 | 8,8949 | 25,41 | 1 Nowicki, Grzegorz |
| 14 | 6 | 21,07 | 0,2848 | 3,0175 | 8,62 | 4 Głomb, Przemysław |
| 15 | 0 | 22,50 | 0,0000 | 0,0000 | 0,00 | 16 Krzyżaniak, Marzena |
| 16 | 0 | 14,30 | 0,0000 | 0,0000 | 0,00 | 24 Kaletka, Zbigniew |
| 17 | 0 | 14,32 | 0,0000 | 0,0000 | 0,00 | 9 Kołakowski, Jan |
| 18 | 0 | 22,41 | 0,0000 | 0,0000 | 0,00 | 3 Kmiec, Zbigniew |

STANDARD -- Overall Stage Results
III Jesień w Bańgowie - PISTOLET DYNAMICZNY
Printed październik 3, 2010 at 16:03



Stage 2 --

| | PTS | TIME | HIT FACTOR | STAGE POINTS | STAGE PERCENT | COMPETITOR # Name |
|---|-----|-------|---------------|-----------------|------------------|--------------------------|
| 1 | 33 | 7,12 | 4,6348 | 35,0000 | 100,00 | 28 Świerczek, Zbigniew |
| 2 | 34 | 9,26 | 3,6717 | 27,7269 | 79,22 | 11 Gałązka, Marcin |
| 3 | 33 | 9,94 | 3,3199 | 25,0704 | 71,63 | 14 Schuppik, Dariusz |
| 4 | 29 | 9,25 | 3,1351 | 23,6750 | 67,64 | 26 Sanecznik, Krzysztof |
| 5 | 23 | 8,77 | 2,6226 | 19,8044 | 56,58 | 27 Barwicki, Karol |
| 6 | 23 | 12,02 | 1,9135 | 14,4497 | 41,28 | 22 Znojkiwicz, Sebastian |
| 7 | 25 | 13,17 | 1,8983 | 14,3347 | 40,96 | 10 Pawlik, Celina |
| 8 | 25 | 16,99 | 1,4715 | 11,1117 | 31,75 | 12 Lapczyk, Rafał |
| 9 | 0 | 12,39 | 0,0000 | 0,0000 | 0,00 | 25 Gawłowski, Michał |

PRODUCTION -- Overall Stage Results
III Jesień w Bańgowie - PISTOLET DYNAMICZNY
Printed październik 3, 2010 at 16:03



Stage 2 --

| | PTS | TIME | HIT FACTOR | STAGE POINTS | STAGE PERCENT | COMPETITOR # Name |
|----|-----|-------|---------------|-----------------|------------------|-------------------------|
| 1 | 33 | 7,57 | 4,3593 | 35,0000 | 100,00 | 8 Mizuro, Maciej |
| 2 | 27 | 7,55 | 3,5762 | 28,7122 | 82,03 | 17 Krzyżaniak, Roman |
| 3 | 23 | 7,56 | 3,0423 | 24,4262 | 69,79 | 9 Kołakowski, Jan |
| 4 | 25 | 8,63 | 2,8969 | 23,2584 | 66,45 | 21 Siuda, Krzysztof |
| 5 | 21 | 9,00 | 2,3333 | 18,7338 | 53,53 | 18 Bazała, Marcin |
| 6 | 31 | 13,88 | 2,2334 | 17,9317 | 51,23 | 3 Kmieć, Zbigniew |
| 7 | 29 | 14,39 | 2,0153 | 16,1803 | 46,23 | 7 Łozińska, Aniela |
| 8 | 18 | 9,52 | 1,8908 | 15,1805 | 43,37 | 29 Głowacki, Mariusz |
| 9 | 29 | 15,52 | 1,8686 | 15,0022 | 42,86 | 13 Wrześniowski, Marcin |
| 10 | 23 | 18,46 | 1,2459 | 10,0034 | 28,58 | 20 Kałuża, Mirosław |
| 11 | 12 | 10,51 | 1,1418 | 9,1670 | 26,19 | 24 Kaletka, Zbigniew |
| 12 | 14 | 13,98 | 1,0014 | 8,0403 | 22,97 | 1 Nowicki, Grzegorz |
| 13 | 27 | 27,70 | 0,9747 | 7,8259 | 22,36 | 4 Głomb, Przemysław |
| 14 | 18 | 19,99 | 0,9005 | 7,2295 | 20,66 | 2 Kaletka, Grzegorz |
| 15 | 0 | 22,31 | 0,0000 | 0,0000 | 0,00 | 16 Krzyżaniak, Marzena |
| 16 | 0 | 9,52 | 0,0000 | 0,0000 | 0,00 | 5 Szymonik, Bartosz |
| 17 | 0 | 23,48 | 0,0000 | 0,0000 | 0,00 | 15 Dziubany, Andrzej |
| 18 | 0 | 7,05 | 0,0000 | 0,0000 | 0,00 | 19 Sokołowski, Leszek |

STANDARD -- Overall Stage Results
III Jesień w Bańgowie - PISTOLET DYNAMICZNY
Printed październik 3, 2010 at 16:03



Stage 3 --

| | PTS | TIME | HIT FACTOR | STAGE POINTS | STAGE PERCENT | COMPETITOR # Name |
|---|-----|-------|---------------|-----------------|------------------|--------------------------|
| 1 | 44 | 7,97 | 5,5207 | 45,0000 | 100,00 | 11 Gałązka, Marcin |
| 2 | 41 | 8,11 | 5,0555 | 41,2080 | 91,57 | 28 Świerczek, Zbigniew |
| 3 | 41 | 9,31 | 4,4039 | 35,8965 | 79,77 | 14 Schuppik, Dariusz |
| 4 | 39 | 8,93 | 4,3673 | 35,5985 | 79,11 | 26 Sanecznik, Krzysztof |
| 5 | 45 | 14,98 | 3,0040 | 24,4861 | 54,41 | 10 Pawlik, Celina |
| 6 | 45 | 16,09 | 2,7968 | 22,7968 | 50,66 | 12 Lapczyk, Rafał |
| 7 | 18 | 7,44 | 2,4194 | 19,7205 | 43,82 | 27 Barwicki, Karol |
| 8 | 33 | 15,37 | 2,1470 | 17,5008 | 38,89 | 22 Znojkiwicz, Sebastian |
| 9 | 4 | 19,83 | 0,2017 | 1,6442 | 3,65 | 25 Gawłowski, Michał |


PRODUCTION -- Overall Stage Results
 III Jesień w Bańgowie - PISTOLET DYNAMICZNY
 Printed październik 3, 2010 at 16:03



Stage 3 --

| | PTS | TIME | HIT FACTOR | STAGE POINTS | STAGE PERCENT | COMPETITOR # Name |
|----|-----|-------|---------------|-----------------|------------------|-------------------------|
| 1 | 43 | 6,50 | 6,6154 | 45,0000 | 100,00 | 8 Mizuro, Maciej |
| 2 | 41 | 6,55 | 6,2595 | 42,5794 | 94,62 | 19 Sokołowski, Leszek |
| 3 | 41 | 7,31 | 5,6088 | 38,1526 | 84,78 | 17 Krzyżaniak, Roman |
| 4 | 43 | 8,26 | 5,2058 | 35,4116 | 78,69 | 21 Siuda, Krzysztof |
| 5 | 39 | 8,01 | 4,8689 | 33,1199 | 73,60 | 29 Głowacki, Mariusz |
| 6 | 45 | 9,58 | 4,6973 | 31,9525 | 71,01 | 18 Bazała, Marcin |
| 7 | 39 | 12,87 | 3,0303 | 20,6131 | 45,81 | 3 Kmiec, Zbigniew |
| 8 | 26 | 8,82 | 2,9478 | 20,0522 | 44,56 | 24 Kaletka, Zbigniew |
| 9 | 39 | 15,62 | 2,4968 | 16,9840 | 37,74 | 4 Głomb, Przemysław |
| 10 | 39 | 16,37 | 2,3824 | 16,2059 | 36,01 | 2 Kaletka, Grzegorz |
| 11 | 31 | 13,51 | 2,2946 | 15,6086 | 34,69 | 1 Nowicki, Grzegorz |
| 12 | 45 | 19,77 | 2,2762 | 15,4833 | 34,41 | 20 Kałuża, Mirosław |
| 13 | 29 | 17,99 | 1,6120 | 10,9654 | 24,37 | 15 Dziubany, Andrzej |
| 14 | 16 | 10,38 | 1,5414 | 10,4853 | 23,30 | 5 Szymonik, Bartosz |
| 15 | 14 | 9,18 | 1,5251 | 10,3739 | 23,05 | 7 Łozińska, Aniela |
| 16 | 18 | 15,17 | 1,1866 | 8,0713 | 17,94 | 13 Wrześniowski, Marcin |
| 17 | 2 | 8,40 | 0,2381 | 1,6196 | 3,60 | 9 Kołakowski, Jan |
| 18 | 0 | 12,39 | 0,0000 | 0,0000 | 0,00 | 16 Krzyżaniak, Marzena |

STANDARD -- Overall Stage Results
III Jesień w Bańgowie - PISTOLET DYNAMICZNY
Printed październik 3, 2010 at 16:03



Stage 4 --

| | PTS | TIME | HIT FACTOR | STAGE POINTS | STAGE PERCENT | COMPETITOR # Name |
|---|-----|-------|---------------|-----------------|------------------|--------------------------|
| 1 | 132 | 27,94 | 4,7244 | 150,0000 | 100,00 | 28 Świerczek, Zbigniew |
| 2 | 123 | 28,40 | 4,3310 | 137,5088 | 91,67 | 11 Gałązka, Marcin |
| 3 | 121 | 36,06 | 3,3555 | 106,5377 | 71,03 | 10 Pawlik, Celina |
| 4 | 132 | 39,81 | 3,3157 | 105,2751 | 70,18 | 12 Lapczyk, Rafał |
| 5 | 92 | 29,95 | 3,0718 | 97,5292 | 65,02 | 26 Sanecznik, Krzysztof |
| 6 | 101 | 34,28 | 2,9463 | 93,5458 | 62,36 | 27 Barwicki, Karol |
| 7 | 82 | 36,45 | 2,2497 | 71,4266 | 47,62 | 14 Schuppik, Dariusz |
| 8 | 104 | 62,24 | 1,6710 | 53,0527 | 35,37 | 25 Gawłowski, Michał |
| 9 | 86 | 51,58 | 1,6673 | 52,9372 | 35,29 | 22 Znojkiwicz, Sebastian |


PRODUCTION -- Overall Stage Results
III Jesień w Bańgowie - PISTOLET DYNAMICZNY
Printed październik 3, 2010 at 16:03



Stage 4 --

| | PTS | TIME | HIT FACTOR | STAGE POINTS | STAGE PERCENT | COMPETITOR # Name |
|----|-----|-------|---------------|-----------------|------------------|-------------------------|
| 1 | 128 | 24,48 | 5,2288 | 150,0000 | 100,00 | 19 Sokołowski, Leszek |
| 2 | 118 | 23,35 | 5,0535 | 144,9732 | 96,65 | 17 Krzyżaniak, Roman |
| 3 | 113 | 25,25 | 4,4752 | 128,3837 | 85,59 | 21 Siuda, Krzysztof |
| 4 | 138 | 32,00 | 4,3125 | 123,7148 | 82,48 | 29 Głowacki, Mariusz |
| 5 | 107 | 24,83 | 4,3093 | 123,6231 | 82,42 | 8 Mizuro, Maciej |
| 6 | 128 | 31,32 | 4,0868 | 117,2414 | 78,16 | 18 Bazała, Marcin |
| 7 | 126 | 34,42 | 3,6607 | 105,0153 | 70,01 | 24 Kaletka, Zbigniew |
| 8 | 126 | 37,53 | 3,3573 | 96,3130 | 64,21 | 7 Łozińska, Aniela |
| 9 | 120 | 39,95 | 3,0038 | 86,1702 | 57,45 | 1 Nowicki, Grzegorz |
| 10 | 85 | 29,35 | 2,8961 | 83,0813 | 55,39 | 9 Kołakowski, Jan |
| 11 | 105 | 43,45 | 2,4166 | 69,3254 | 46,22 | 3 Kmiec, Zbigniew |
| 12 | 100 | 44,40 | 2,2523 | 64,6115 | 43,07 | 2 Kaletka, Grzegorz |
| 13 | 126 | 67,84 | 1,8573 | 53,2816 | 35,52 | 4 Głomb, Przemysław |
| 14 | 121 | 66,63 | 1,8160 | 52,0965 | 34,73 | 20 Kałuża, Mirosław |
| 15 | 80 | 44,23 | 1,8087 | 51,8879 | 34,59 | 13 Wrześniowski, Marcin |
| 16 | 103 | 67,10 | 1,5350 | 44,0360 | 29,36 | 15 Dziubany, Andrzej |
| 17 | 47 | 37,23 | 1,2624 | 36,2158 | 24,14 | 5 Szymonik, Bartosz |
| 18 | 68 | 57,95 | 1,1734 | 33,6626 | 22,44 | 16 Krzyżaniak, Marzena |

STANDARD -- Overall Stage Results
III Jesień w Bańgowie - PISTOLET DYNAMICZNY
Printed październik 3, 2010 at 16:03



Stage 5 --

| | PTS | TIME | HIT FACTOR | STAGE POINTS | STAGE PERCENT | COMPETITOR # Name |
|----|-----|-------|---------------|-----------------|------------------|--------------------------|
| 1 | 85 | 9,53 | 8,9192 | 90,0000 | 100,00 | 11 Gałązka, Marcin |
| 2 | 87 | 10,43 | 8,3413 | 84,1689 | 93,52 | 28 Świerczek, Zbigniew |
| 3 | 88 | 11,09 | 7,9351 | 80,0696 | 88,97 | 27 Barwicki, Karol |
| 4 | 86 | 12,22 | 7,0376 | 71,0140 | 78,90 | 10 Pawlik, Celina |
| 5 | 66 | 9,57 | 6,8966 | 69,5903 | 77,32 | 26 Sanecznik, Krzysztof |
| 6 | 79 | 13,06 | 6,0490 | 61,0380 | 67,82 | 14 Schuppik, Dariusz |
| 7 | 86 | 17,25 | 4,9855 | 50,3067 | 55,90 | 12 Lapczyk, Rafał |
| 8 | 88 | 18,46 | 4,7671 | 48,1025 | 53,45 | 22 Znojkiwicz, Sebastian |
| 9 | 72 | 16,94 | 4,2503 | 42,8880 | 47,65 | 25 Gawłowski, Michał |
| 10 | 82 | 21,86 | 3,7511 | 37,8512 | 42,06 | 23 KołECKI, Adam |


PRODUCTION -- Overall Stage Results
III Jesień w Bańgowie - PISTOLET DYNAMICZNY
Printed październik 3, 2010 at 16:03



Stage 5 --

| | PTS | TIME | HIT FACTOR | STAGE POINTS | STAGE PERCENT | COMPETITOR # Name |
|----|-----|-------|---------------|-----------------|------------------|-------------------------|
| 1 | 82 | 9,32 | 8,7983 | 90,0000 | 100,00 | 17 Krzyżaniak, Roman |
| 2 | 78 | 9,18 | 8,4967 | 86,9153 | 96,57 | 21 Siuda, Krzysztof |
| 3 | 88 | 12,27 | 7,1720 | 73,3639 | 81,52 | 18 Bazała, Marcin |
| 4 | 78 | 11,24 | 6,9395 | 70,9860 | 78,87 | 8 Mizuro, Maciej |
| 5 | 61 | 8,86 | 6,8849 | 70,4272 | 78,25 | 19 Sokołowski, Leszek |
| 6 | 82 | 12,12 | 6,7657 | 69,2079 | 76,90 | 24 Kaletka, Zbigniew |
| 7 | 62 | 10,18 | 6,0904 | 62,3001 | 69,22 | 9 Kołakowski, Jan |
| 8 | 80 | 13,29 | 6,0196 | 61,5757 | 68,42 | 2 Kaletka, Grzegorz |
| 9 | 82 | 13,91 | 5,8950 | 60,3019 | 67,00 | 3 Kmieć, Zbigniew |
| 10 | 69 | 13,55 | 5,0923 | 52,0900 | 57,88 | 20 Kałuża, Mirosław |
| 11 | 63 | 12,74 | 4,9451 | 50,5843 | 56,20 | 29 Głowacki, Mariusz |
| 12 | 59 | 12,03 | 4,9044 | 50,1685 | 55,74 | 7 Łozińska, Aniela |
| 13 | 86 | 17,57 | 4,8947 | 50,0693 | 55,63 | 5 Szymonik, Bartosz |
| 14 | 60 | 12,77 | 4,6985 | 48,0623 | 53,40 | 1 Nowicki, Grzegorz |
| 15 | 84 | 18,19 | 4,6179 | 47,2380 | 52,49 | 16 Krzyżaniak, Marzena |
| 16 | 72 | 15,70 | 4,5860 | 46,9113 | 52,12 | 13 Wrześniowski, Marcin |
| 17 | 72 | 17,14 | 4,2007 | 42,9701 | 47,74 | 15 Dziubany, Andrzej |
| 18 | 84 | 22,59 | 3,7185 | 38,0371 | 42,26 | 4 Głomb, Przemysław |


STANDARD -- Overall Stage Results
III Jesień w Bańgowie - PISTOLET DYNAMICZNY
Printed październik 3, 2010 at 16:03



Stage 6 -- CLC-13

| | PTS | TIME | HIT FACTOR | STAGE POINTS | STAGE PERCENT | COMPETITOR # Name |
|----|-----|-------|---------------|-----------------|------------------|--------------------------|
| 1 | 57 | 7,15 | 7,9720 | 60,0000 | 100,00 | 11 Gałązka, Marcin |
| 2 | 57 | 8,52 | 6,6901 | 50,3521 | 83,92 | 28 Świerczek, Zbigniew |
| 3 | 50 | 7,66 | 6,5274 | 49,1274 | 81,88 | 27 Barwicki, Karol |
| 4 | 42 | 8,86 | 4,7404 | 35,6778 | 59,46 | 10 Pawlik, Celina |
| 5 | 29 | 9,02 | 3,2151 | 24,1977 | 40,33 | 14 Schuppik, Dariusz |
| 6 | 18 | 6,78 | 2,6549 | 19,9814 | 33,30 | 26 Sanecznik, Krzysztof |
| 7 | 21 | 9,38 | 2,2388 | 16,8500 | 28,08 | 25 Gawłowski, Michał |
| 8 | 27 | 12,61 | 2,1412 | 16,1150 | 26,86 | 22 Znojkiwicz, Sebastian |
| 9 | 37 | 18,49 | 2,0011 | 15,0608 | 25,10 | 12 Lapczyk, Rafał |
| 10 | 0 | 0,00 | 0,0000 | 0,0000 | 0,00 | 23 Kołeczki, Adam |


PRODUCTION -- Overall Stage Results
III Jesień w Bańgowie - PISTOLET DYNAMICZNY
Printed październik 3, 2010 at 16:03



Stage 6 -- CLC-13

| | PTS | TIME | HIT FACTOR | STAGE POINTS | STAGE PERCENT | COMPETITOR # Name |
|----|-----|-------|---------------|-----------------|------------------|-------------------------|
| 1 | 48 | 5,86 | 8,1911 | 60,0000 | 100,00 | 19 Sokołowski, Leszek |
| 2 | 50 | 6,62 | 7,5529 | 55,3248 | 92,21 | 17 Krzyżaniak, Roman |
| 3 | 50 | 6,62 | 7,5529 | 55,3248 | 92,21 | 8 Mizuro, Maciej |
| 4 | 46 | 6,80 | 6,7647 | 49,5515 | 82,59 | 24 Kaletka, Zbigniew |
| 5 | 50 | 8,06 | 6,2035 | 45,4405 | 75,73 | 1 Nowicki, Grzegorz |
| 6 | 34 | 5,98 | 5,6856 | 41,6472 | 69,41 | 9 Kołakowski, Jan |
| 7 | 48 | 8,46 | 5,6738 | 41,5603 | 69,27 | 29 Głowacki, Mariusz |
| 8 | 46 | 8,66 | 5,3118 | 38,9088 | 64,85 | 21 Siuda, Krzysztof |
| 9 | 50 | 9,98 | 5,0100 | 36,6984 | 61,16 | 5 Szymonik, Bartosz |
| 10 | 41 | 8,28 | 4,9517 | 36,2711 | 60,45 | 18 Bazała, Marcin |
| 11 | 46 | 9,32 | 4,9356 | 36,1534 | 60,26 | 7 Łozińska, Aniela |
| 12 | 56 | 11,80 | 4,7458 | 34,7627 | 57,94 | 3 Kmiec, Zbigniew |
| 13 | 48 | 11,03 | 4,3518 | 31,8767 | 53,13 | 2 Kaletka, Grzegorz |
| 14 | 52 | 12,62 | 4,1204 | 30,1823 | 50,30 | 20 Kałuża, Mirosław |
| 15 | 48 | 11,96 | 4,0134 | 29,3980 | 49,00 | 13 Wrześniowski, Marcin |
| 16 | 44 | 12,02 | 3,6606 | 26,8136 | 44,69 | 15 Dziubany, Andrzej |
| 17 | 34 | 12,37 | 2,7486 | 20,1334 | 33,56 | 16 Krzyżaniak, Marzena |
| 18 | 26 | 15,75 | 1,6508 | 12,0921 | 20,15 | 4 Głomb, Przemysław |

STANDARD -- Overall Stage Results
III Jesień w Bańgowie - PISTOLET DYNAMICZNY
Printed październik 3, 2010 at 16:03



Stage 7 --

| | PTS | TIME | HIT FACTOR | STAGE POINTS | STAGE PERCENT | COMPETITOR # Name |
|---|-----|-------|---------------|-----------------|------------------|--------------------------|
| 1 | 68 | 13,78 | 4,9347 | 70,0000 | 100,00 | 28 Świerczek, Zbigniew |
| 2 | 64 | 13,23 | 4,8375 | 68,6212 | 98,03 | 27 Barwicki, Karol |
| 3 | 58 | 13,19 | 4,3973 | 62,3766 | 89,11 | 11 Gałazka, Marcin |
| 4 | 33 | 13,23 | 2,4943 | 35,3828 | 50,55 | 26 Sanecznik, Krzysztof |
| 5 | 42 | 22,22 | 1,8902 | 26,8129 | 38,30 | 10 Pawlik, Celina |
| 6 | 37 | 23,23 | 1,5928 | 22,5939 | 32,28 | 12 Lapczyk, Rafał |
| 7 | 12 | 17,14 | 0,7001 | 9,9314 | 14,19 | 14 Schuppik, Dariusz |
| 8 | 17 | 28,63 | 0,5938 | 8,4230 | 12,03 | 25 Gawłowski, Michał |
| 9 | 4 | 53,75 | 0,0744 | 1,0556 | 1,51 | 22 Znojkiwicz, Sebastian |

PRODUCTION -- Overall Stage Results
III Jesień w Bańgowie - PISTOLET DYNAMICZNY
Printed październik 3, 2010 at 16:03



Stage 7 --

| | PTS | TIME | HIT FACTOR | STAGE POINTS | STAGE PERCENT | COMPETITOR # Name |
|----|-----|-------|---------------|-----------------|------------------|-------------------------|
| 1 | 64 | 10,99 | 5,8235 | 70,0000 | 100,00 | 8 Mizuro, Maciej |
| 2 | 64 | 12,01 | 5,3289 | 64,0550 | 91,51 | 9 Kołakowski, Jan |
| 3 | 60 | 12,29 | 4,8820 | 58,6834 | 83,83 | 17 Krzyżaniak, Roman |
| 4 | 64 | 16,70 | 3,8323 | 46,0659 | 65,81 | 3 Kmieć, Zbigniew |
| 5 | 60 | 17,72 | 3,3860 | 40,7008 | 58,14 | 24 Kaletka, Zbigniew |
| 6 | 41 | 12,45 | 3,2932 | 39,5850 | 56,55 | 19 Sokołowski, Leszek |
| 7 | 58 | 19,32 | 3,0021 | 36,0858 | 51,55 | 29 Głowacki, Mariusz |
| 8 | 58 | 21,09 | 2,7501 | 33,0573 | 47,22 | 1 Nowicki, Grzegorz |
| 9 | 37 | 14,85 | 2,4916 | 29,9496 | 42,79 | 7 Łozińska, Aniela |
| 10 | 58 | 23,30 | 2,4893 | 29,9218 | 42,75 | 20 Kałuża, Mirosław |
| 11 | 31 | 14,05 | 2,2064 | 26,5217 | 37,89 | 21 Siuda, Krzysztof |
| 12 | 36 | 17,15 | 2,0991 | 25,2321 | 36,05 | 5 Szymonik, Bartosz |
| 13 | 51 | 25,01 | 2,0392 | 24,5116 | 35,02 | 2 Kaletka, Grzegorz |
| 14 | 40 | 25,17 | 1,5892 | 19,1026 | 27,29 | 4 Głomb, Przemysław |
| 15 | 45 | 28,58 | 1,5745 | 18,9263 | 27,04 | 15 Dziubany, Andrzej |
| 16 | 22 | 15,89 | 1,3845 | 16,6423 | 23,77 | 18 Bazała, Marcin |
| 17 | 16 | 40,97 | 0,3905 | 4,6943 | 6,71 | 13 Wrześniowski, Marcin |
| 18 | 7 | 31,59 | 0,2216 | 2,6636 | 3,81 | 16 Krzyżaniak, Marzena |

STANDARD -- Overall Stage Results
III Jesień w Bańgowie - PISTOLET DYNAMICZNY
Printed październik 3, 2010 at 16:03



Stage 8 --

| | PTS | TIME | HIT FACTOR | STAGE POINTS | STAGE PERCENT | COMPETITOR # Name |
|---|-----|-------|---------------|-----------------|------------------|--------------------------|
| 1 | 134 | 21,48 | 6,2384 | 140,0000 | 100,00 | 11 Gałązka, Marcin |
| 2 | 128 | 24,71 | 5,1801 | 116,2505 | 83,04 | 27 Barwicki, Karol |
| 3 | 126 | 29,09 | 4,3314 | 97,2040 | 69,43 | 26 Sanecznik, Krzysztof |
| 4 | 131 | 30,49 | 4,2965 | 96,4210 | 68,87 | 14 Schuppik, Dariusz |
| 5 | 119 | 28,81 | 4,1305 | 92,6960 | 66,21 | 28 Świerczek, Zbigniew |
| 6 | 128 | 34,97 | 3,6603 | 82,1432 | 58,67 | 10 Pawlik, Celina |
| 7 | 136 | 48,58 | 2,7995 | 62,8259 | 44,88 | 12 Lapczyk, Rafał |
| 8 | 108 | 42,78 | 2,5245 | 56,6553 | 40,47 | 22 Znojkiwicz, Sebastian |
| 9 | 90 | 48,70 | 1,8480 | 41,4735 | 29,62 | 25 Gawłowski, Michał |

PRODUCTION -- Overall Stage Results
III Jesień w Bańgowie - PISTOLET DYNAMICZNY
Printed październik 3, 2010 at 16:03



Stage 8 --

| | PTS | TIME | HIT FACTOR | STAGE POINTS | STAGE PERCENT | COMPETITOR # Name |
|----|-----|-------|---------------|-----------------|------------------|-------------------------|
| 1 | 124 | 22,54 | 5,5013 | 140,0000 | 100,00 | 17 Krzyżaniak, Roman |
| 2 | 124 | 23,06 | 5,3773 | 136,8430 | 97,75 | 19 Sokołowski, Leszek |
| 3 | 115 | 21,97 | 5,2344 | 133,2073 | 95,15 | 8 Mizuro, Maciej |
| 4 | 128 | 28,68 | 4,4630 | 113,5772 | 81,13 | 18 Bazała, Marcin |
| 5 | 126 | 29,22 | 4,3121 | 109,7364 | 78,38 | 1 Nowicki, Grzegorz |
| 6 | 138 | 32,52 | 4,2435 | 107,9913 | 77,14 | 24 Kaletka, Zbigniew |
| 7 | 120 | 28,31 | 4,2388 | 107,8702 | 77,05 | 9 Kołakowski, Jan |
| 8 | 116 | 28,46 | 4,0759 | 103,7250 | 74,09 | 5 Szymonik, Bartosz |
| 9 | 128 | 31,63 | 4,0468 | 102,9843 | 73,56 | 29 Głowacki, Mariusz |
| 10 | 116 | 31,36 | 3,6990 | 94,1331 | 67,24 | 7 Łozińska, Aniela |
| 11 | 122 | 34,66 | 3,5199 | 89,5760 | 63,98 | 21 Siuda, Krzysztof |
| 12 | 136 | 44,69 | 3,0432 | 77,4442 | 55,32 | 2 Kaletka, Grzegorz |
| 13 | 113 | 39,40 | 2,8680 | 72,9865 | 52,13 | 3 Kmieć, Zbigniew |
| 14 | 112 | 39,49 | 2,8362 | 72,1757 | 51,55 | 20 Kałuża, Mirosław |
| 15 | 134 | 60,12 | 2,2289 | 56,7213 | 40,52 | 16 Krzyżaniak, Marzena |
| 16 | 109 | 49,66 | 2,1949 | 55,8573 | 39,90 | 15 Dziubany, Andrzej |
| 17 | 102 | 48,37 | 2,1087 | 53,6642 | 38,33 | 4 Głomb, Przemysław |
| 18 | 110 | 96,00 | 1,1458 | 29,1596 | 20,83 | 13 Wrześniowski, Marcin |



Disqualified Shooters

No. Name

6 Kuliś, Janusz